



**1 ..... 4**

1.1 ..... 4

1.2 ..... 4

1.3 ..... 5

**2 ..... 5**

**3 ..... 6**

3.1 ..... 6

3.2 ..... 7

3.3 ..... 7

3.3.1 ..... 7

**4 ..... ÷**

´ .1 ..... ÷

´ .2 ..... ć .....

ć .....

Ĉ

/ ł ,

## 1.3

0　60kV

500mA

0　4kV

500mA

4. 10A 5 × 20

5. 220V ± 10%

6.

7.

## 3.2

## 3.3

## 3.3

### 3.3.1

| | |
|---|---|
| | 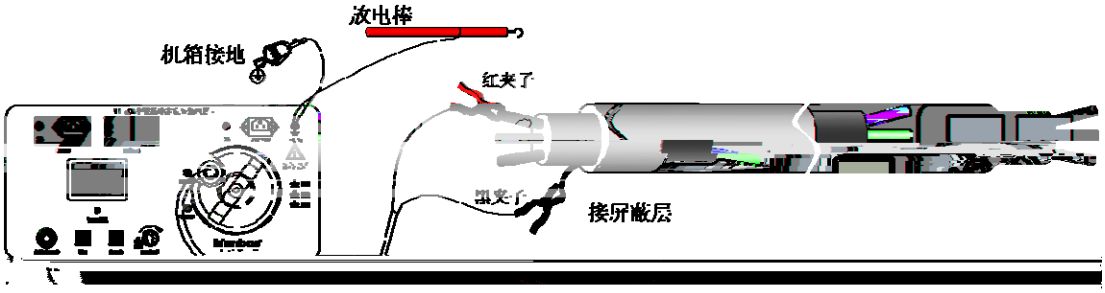 <br>2<br>1<br>2 |
|  <br>高压分 | |
| <br>高压合 | • |

零位
启动
高压调节

## 4.2

1

2

3

1

2

3

1

2

3

## 4.3

### 4.3.1

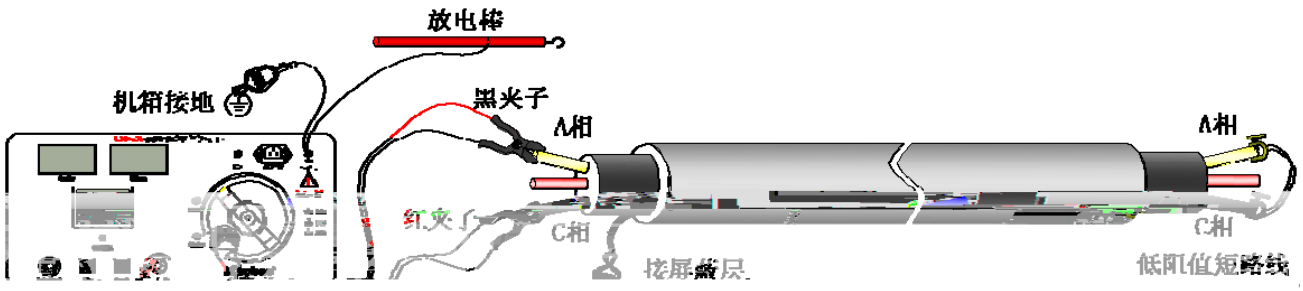




1.

2.

3. FJ2

4.

## 4.3.2

### 4.3.2.1 /

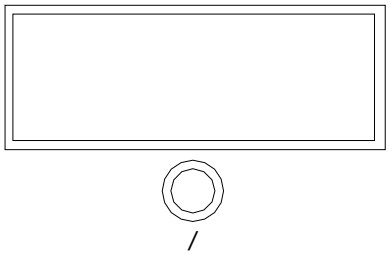


4 /

/

### 4.3.2.2

1.

| | | |
|---|---|---|
| | 高压分 | |

| | | |
|---|---|---|
| | <br>高压合 | • |
| | | 20mA<br>•<br>• 20mA |

2. /

| | | |
|---|---|---|
| | 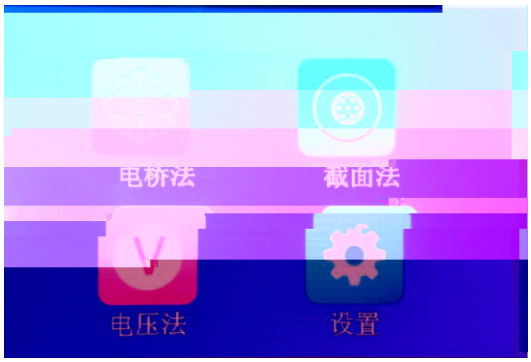 | |
| |  | → →<br>→ |

| | | |
|---|---|---|
| |  | ● “4. ” |
| | 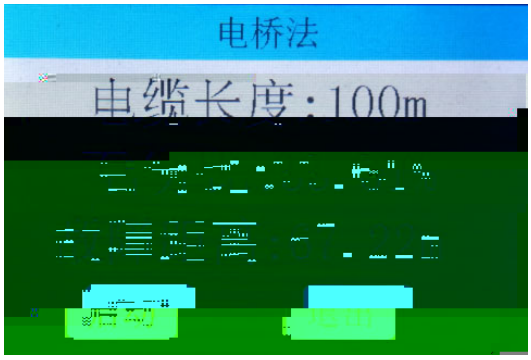 | |
| | 0→ → → → | |

●

3. /

| | | |
|---|---|---|
| | | |

| | | |
|---|---|---|
| | 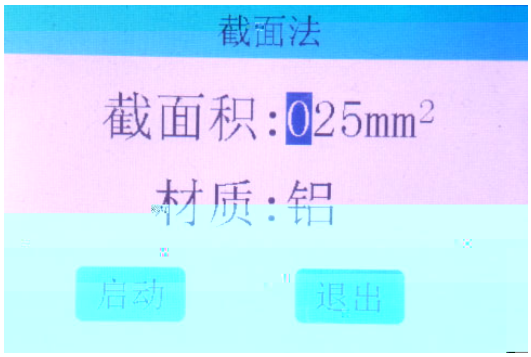 截面法<br>截面积:025mm²<br>材质:铝<br>启动<br>退出 | → → |
| | 截面法 | ● “4. ” |
| | 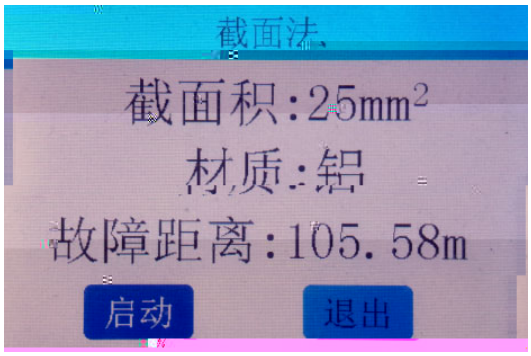 截面法<br>截面积:25mm²<br>材质:铝<br>故障距离:105.58m<br>启动<br>退出 | |
| | 0→ → → → | |

●

4

| | | |
|---|---|---|
| | 20mA | “4 ” |

| | | |
|---|---|---|
| | | |
| | | |
| | | |

## 4.4

1 :

2 :

7.1

### 4.4.1

1.

| | |
|---|---|
| | 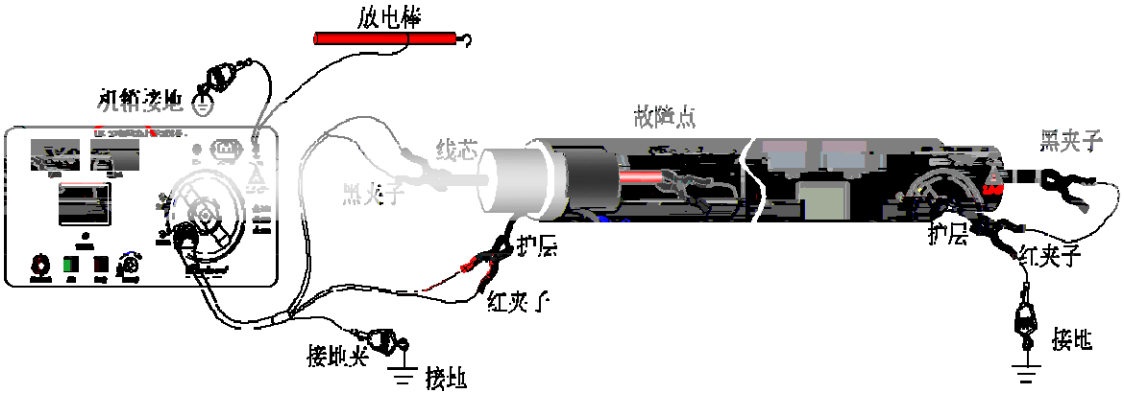 <br>5 +<br>1<br>2 **FJ3**<br>3 |
| | 4.4 “4.4.2.2 ” |

电桥法
截面法
电压法
系统设置

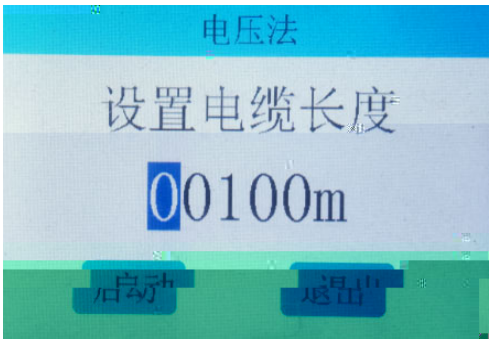
电压法
设置电缆长度
00100m
启动
退出

→ → →


电压法
Ux: 13.69mV
Ix: 109.80mA

- 
- 4.4.2.2 “4. ”

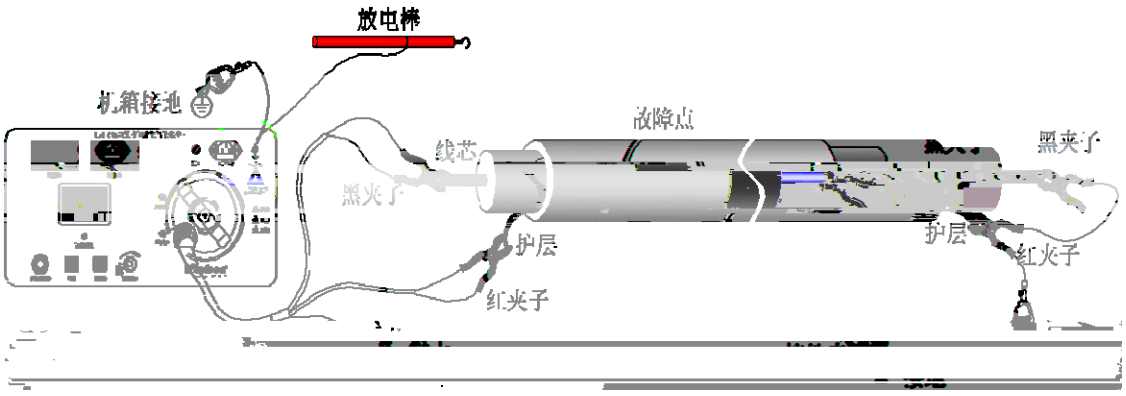


6 +

1

2

3.4 “3.4.2.2 ”

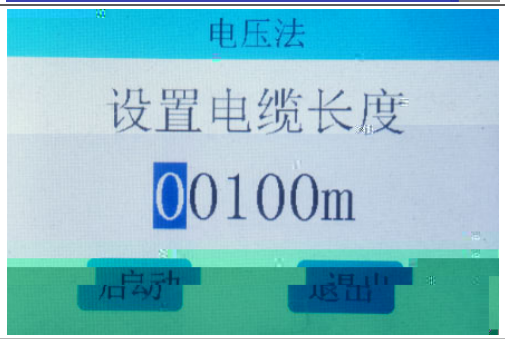


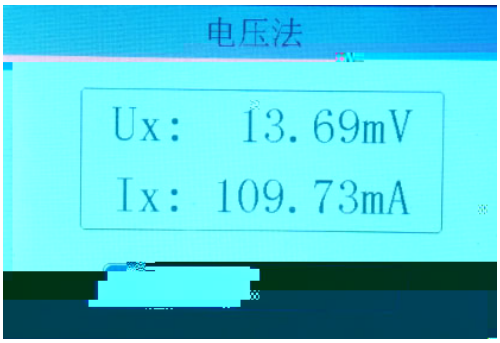


- 4.4.2.2 “4. ”

| | | |
|---|---|---|
| | 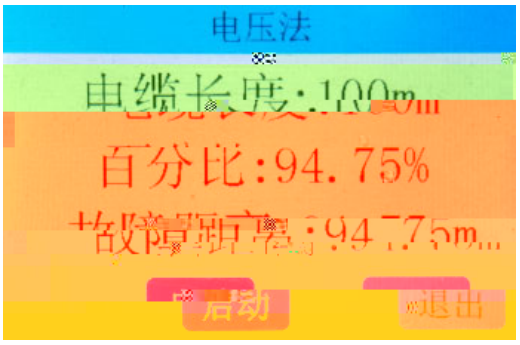 | |
| | 0→ → → → | |

**5**

1.

2. 60kV

3.1

**3.**

4.

5.

3.3.2

5

6.

7.

8.

# 6

## 6.1

### 6.1.1

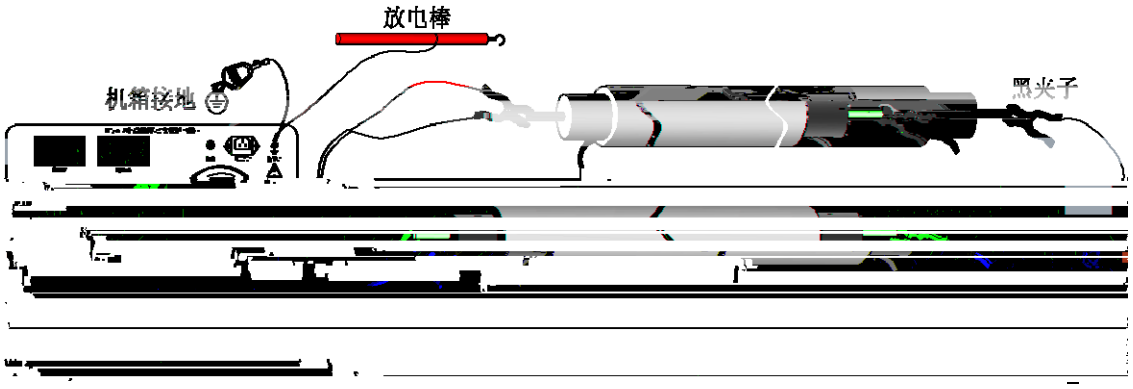


1




2 ㄱ h ㄴ

**6.1.2**

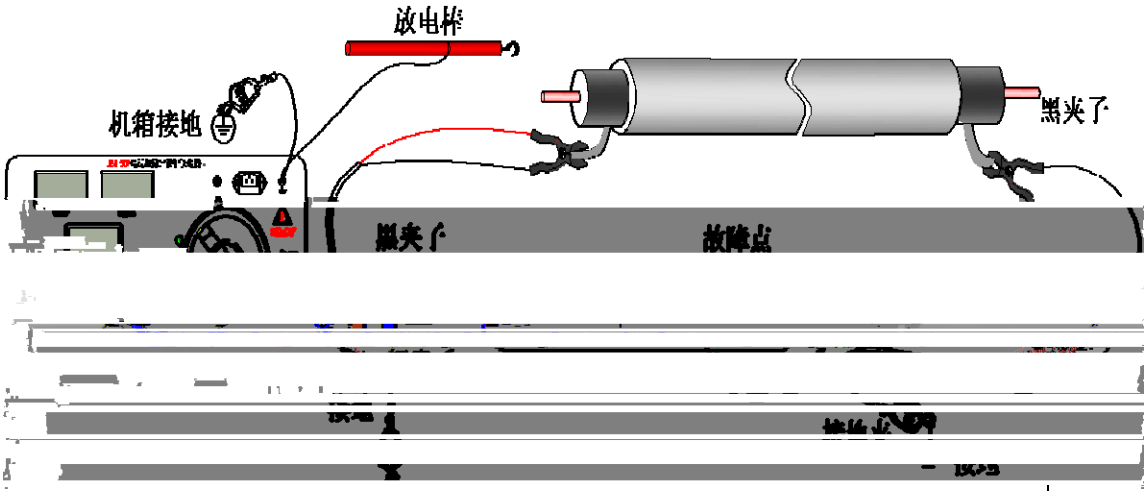


3

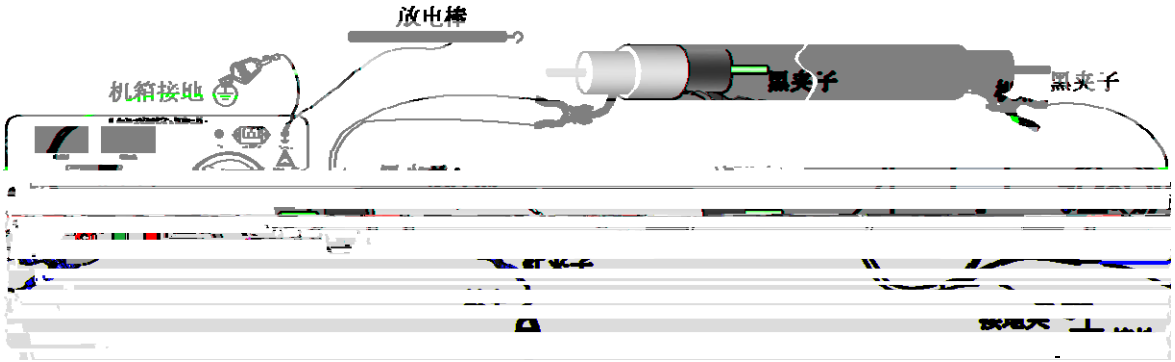


4

3　4

**6.2**

5

33.3%

## 6.3

| | | |
|---|---|---|
| 1 | | FJ1 ( 3.5 ) FJ1L ( 20 ) |
| 2 | | FJ2 |
| 3 | | FJ3 4<br>FJ3L 10 |

| | | |
|---|---|---|
| 4 |  | FJ4 (3.5 )<br>FJ4L (20 ) |
| 5 |  | |
| 6 |  | |